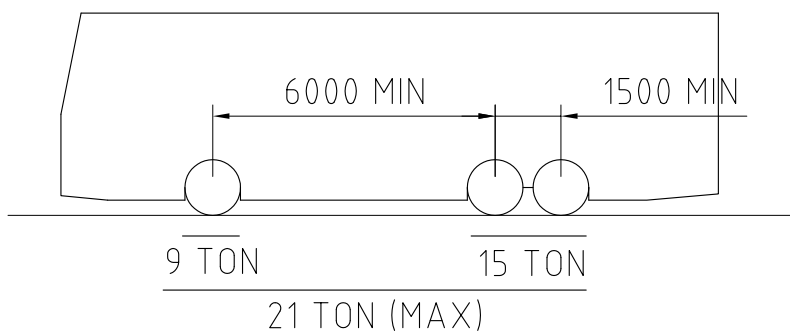
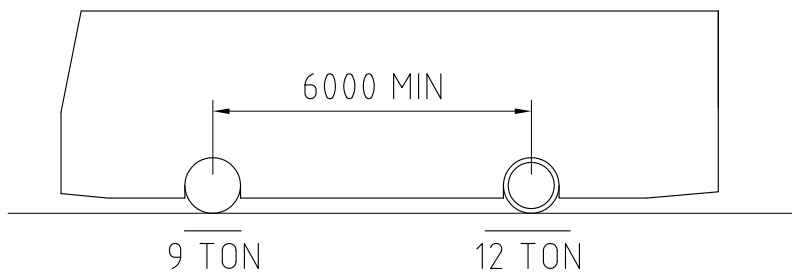
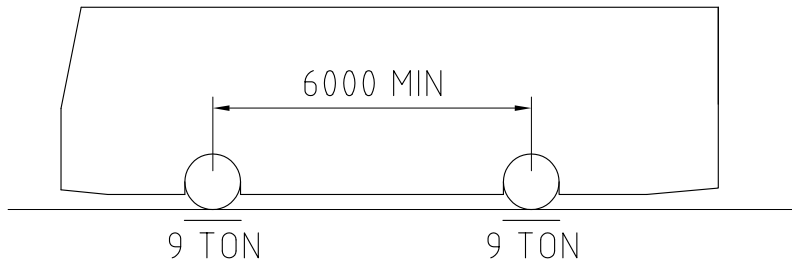


# COACH LANE LOADING CHART

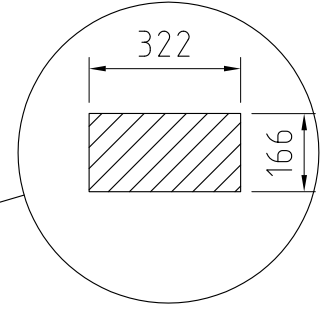
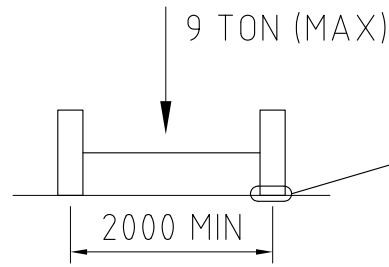
ALL DIMENSIONS IN mm  
 MAXIMUM LOADS SHOWN  
 1 TON = 1000 kg

## COMBINED AXLE LOADS



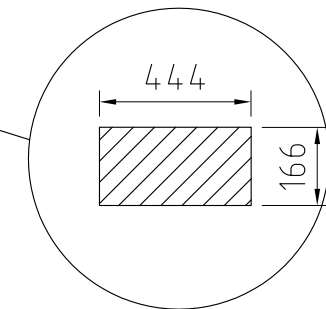
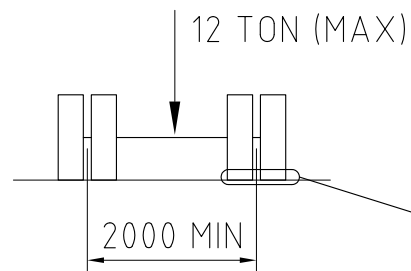
## SINGLE AXLE LOADS

### SINGLE WHEELS



MIN. AREA	MAX. PRESSURE
105800mm <sup>2</sup>	792.8 kPa

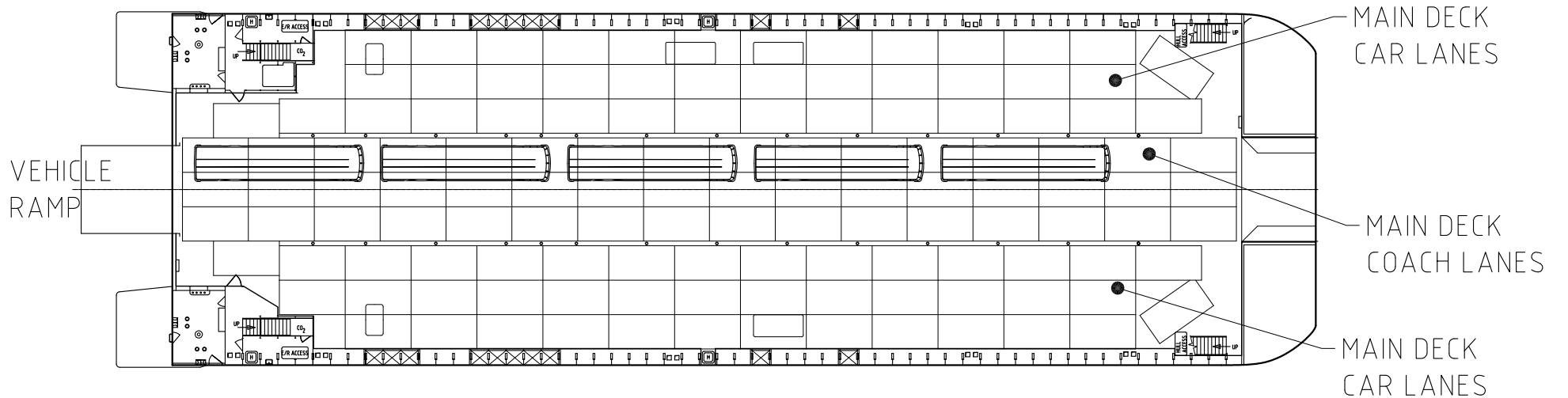
### DOUBLE WHEELS



MIN. AREA	MAX. PRESSURE
76050mm <sup>2</sup> x 2	773 kPa

**WARNING: MAXIMUM GROSS VEHICLE MASS  
 SHALL NOT EXCEED 21 TON**

## MAIN VEHICLE DECK



### LOADING NOTES:

1. MAXIMUM AXLE LOADING FOR SINGLE WHEELED AXLE SHALL NOT EXCEED 9 T
2. MAXIMUM AXLE LOADING FOR DUAL WHEELED AXLE SHALL NOT EXCEED 12 T
3. IMPORTANT - ONLY ONE COACH PERMITTED ON RAMP AT ANY ONE TIME
4. THIS LOADING CHART TO BE USED IN CONJUNCTION WITH THE VESSEL RAMP OPERATOR'S MANUAL

**PROJECT TITLE** 86m HIGH SPEED VEHICLE FERRY  
**COACH LANE LOADING CHART**

<b>DRAWING NO.</b> 94-534-050	<b>SHEET No</b> 1 OF 1	<b>DRAWING REV.</b> A
<b>CLIENT</b> IRISH FERRIES	<b>DRAWN</b> A. SMITH	<b>DATE</b> 12.05.03
<b>DESIGNER APPROVED</b>	<b>SNR DESIGNER APPROVED</b>	<b>PRODUCTION APPROVED</b>

**ISSUED TO** \_\_\_\_\_ **DATE** \_\_\_\_\_ **SHEET SIZE** A1

A	FIRST ISSUE	12.05.03	AS
ISSUE	DETAILS	DATE	DRN

A.B.N. 80 079 166 679  
 100 Clarence Beach Road Henderson,  
 WESTERN AUSTRALIA 6196  
 Telephone +61 8 94321171 Facsimile +61 8 9432564

This drawing has been produced by Austal Ships Pty Ltd.  
 No part may be copied, modified or reproduced in any manner without  
 prior permission from Austal Ships Pty Ltd.